


AUTHENTIC
COALVILLE
MODELS

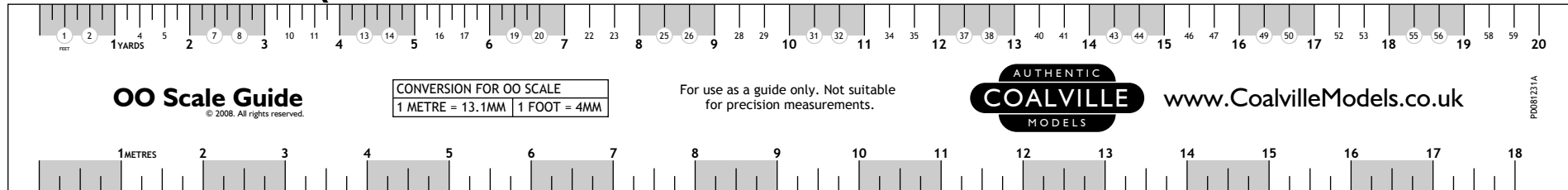
www.CoalvilleModels.co.uk

OO Scale Guide

**FREE
TAKE ONE**

Photography: Philip Mackenzie © 2008

Cut along the solid line to use 



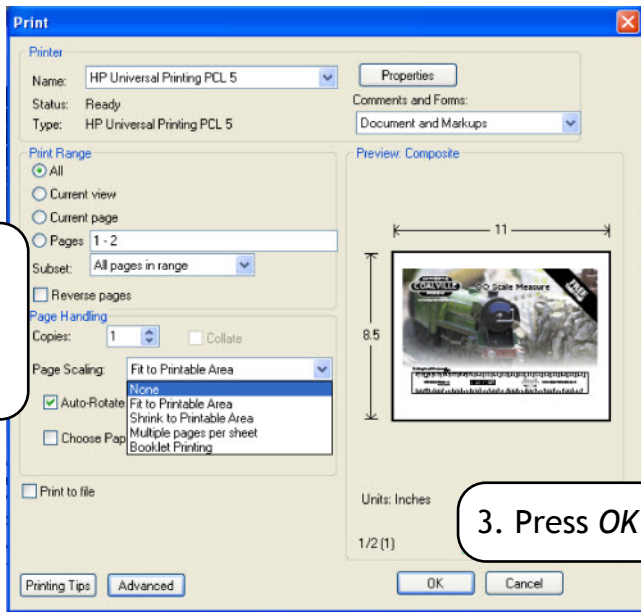
OO Scale Guide

Instructions for Printing



1. Select the *Print* icon.

2. Print at actual size by selecting *None* in the *Page Scaling* drop down menu.



3. Press *OK*.

4. After printing measure the calibration scale on this sheet to make sure it is 50mm in length.

5. Calibration Scale

If the calibration scale is not the correct length the OO Scale Guide will not be as accurate.

Note: While we have made every effort to ensure that the FREE OO Scale Guide is accurate, it is only designed as a guide and not recommended for taking precise measurements.